

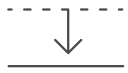
▶ **60 CELL**
MONOCRYSTALLINE
MODULE

▶ **300-310W**
POWER OUTPUT
RANGE

▶ **15.0 kg (33 lbs)**
MODULE
WEIGHT

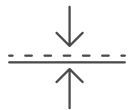
▶ **18.3%**
MAXIMUM
EFFICIENCY

Lumeta Lynx 60 Comp



Racking free for faster installation

- Adheres directly to roof surface
- Eliminates roof penetrations
- Minimizes part count
- Removable if required



Low profile for aesthetics and safety

- 4mm (5/32 in) module depth and low-profile wire tray minimizes visibility
- Class A fire rated on a module level
- Black cells and backsheet for a clean look



Robust and reliable

- Rugged semi-rigid backsheet protects cells
- PID resistant
- Frontsheet dissipates heat
- Butyl adhesives last a system's lifetime



Tested to a higher standard

- Meets NREL's rigorous Qualification Plus standards
- Undergoes real world tests designed by Black & Veatch
- Wind tunnel tested to 120 mph
- Mechanically tested to 5400 Pa snow load



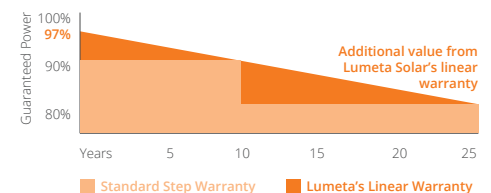
Integrated design for ease of use

- Integrated wire management enables fast connection
- Lightweight design improves handling
- Frameless, tapered edge minimizes soiling build up



Linear Performance Warranty

10 Year Product Warranty / 25 Year Linear Power Warranty

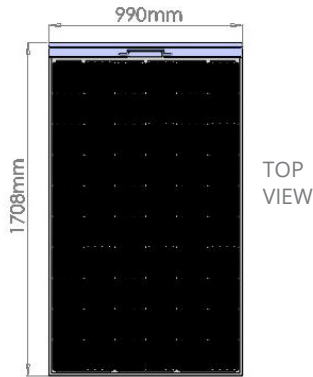


Certifications

UL1703 (in process)

Lumeta Lynx 60 Comp

PRODUCTS	POWER RANGE
LPP300C, LPP305C, LPP310C	300-310W



ELECTRICAL DATA STC, LPP310C

Maximum Power - Pmax (Wp)	310
Power Output Tolerance - Pmax (W)	-0/+5
Maximum Power Voltage - Vmpp (V)	33.8
Maximum Power Current- Impp (A)	9.16
Open Circuit Voltage - Voc (V)	40.3
Short Circuit Current - Isc (A)	9.7
Module Efficiency (%)	18.3

STC (Standard Test Conditions) = Irradiance 1000W/m², Ambient Temp 25C, Air Mass AM 1.5

ELECTRICAL DATA NOCT

Maximum Power - Pmax (Wp)	TBD
Maximum Power Voltage - Vmpp (V)	TBD
Maximum Power Current- Impp (A)	TBD
Open Circuit Voltage - Voc (V)	TBD
Short Circuit Current - Isc (A)	TBD

NOCT (Nominal Operating Cell Temperature) = Irradiance 800W/m², Ambient Temp 20C, Wind Speed 1m/s

MECHANICAL DATA

Solar Cells	(60) 156.75 x 156.75mm black mono 4 busbar
Module Dimensions	1708 x 990 x 35 mm (67.25 x 39.1 x 1.38 in)
Weight	15 kg (33 lbs)
Frontsheet	ETFE
Backsheet	FRP Composite
J-Box	IP68 / NEMA 5X rated
Cables	PV Technology Cable 4.0mm / #12 AWG
Adhesive	Butyl adhesive
Connector	MC4
Fire Type	Class A rating on a module level

TEMPERATURE RATINGS

NOCT (Nominal Operating Cell Temperature)	TBD
Temperature Coefficient of Pmax	TBD
Temperature Coefficient of Voc	TBD
Temperature Coefficient of Isc	TBD

PACKAGING CONFIGURATION

Modules per box: TBD
Modules per palette: TBD

MAXIMUM RATINGS

Operational Temperature	-40C – +85C
Maximum System Voltage	600V DC (UL)
Maximum Series Fuse Rating	15A

For more information on Lumeta products or to find a distributor, go to lumeta.com